



FORMULA 1 FEED CHART: RECIRCULATING

		CUTTINGS SEEDLINGS	ROOT FORMATION & VEG BUILDING			FLOWER								
		WEEK	1	2	3	1	2	3	4	5	6	7	8	9
PPM RISE PER ML	TARGET PPM RANGE 	200 - 250	700 - 900	800 - 1000	900 - 1100	1200 - 1600	1200 - 1600	1300 - 1700	1400 - 1800	1500 - 1900	1500 - 1900	1400 - 1800	1300 - 1700	0 - 300
10	SILICA TRICH RUSH	1	2	2	5	5	5	5	5	5	5	2	2	0
90	CAL MAGNUM	0	2	2	2	2	2	2	2	2	2	2	0	0
80	VEG BUILDER*	1	3	0	0	0	0	0	0	0	0	0	0	0
70	VEG NODE STRETCHER*	0	0	5	5	8	6	4	2	2	2	2	2	0
60	FLOWER	1	2	0	0	2	4	6	8	8	8	8	8	0
70	MICROBOOSTER	1	3	5	5	8	8	8	8	8	8	8	8	0
40	PK PUNISHER	0	0	0	0	0	1	2	5	10	10	10	10	0
20	SUGAR FLUSH	0	2	2	2	5	5	5	5	5	5	5	5	10
ALL AMOUNTS IN ML PER GALLON		*Veg Builder and Veg Node Stretcher may be interchanged to personalize your plants size and structure.												

TIPS FOR HYDROPONIC / RECIRCULATING



FEEDING SCHEDULES ARE GUIDES; DIFFERENT STRAINS, ATMOSPHERIC CONDITIONS, AND GROWING STYLES CAN EFFECT NUTRIENT UPTAKE

- Fill reservoir with water, add Nutes in the order on feeding schedule.
- Make any desired PH adjustment prior to adding Nutes (PH between 5.5-6.5)
- Rinse measuring device after each use some products may react to each other.
- All base nutrients and additives are interchangeable with your current nutrient line.
- Change your reservoir water every 7-10 days.
- Tap and well water is typically 100-200ppm account for this when targeting ppm on feeding schedule.
- Veg Builder and Veg Node Stretcher may be interchanged to personalize your plants size and structure.
- Refer to GENERAL FEEDING SCHEDULE TIPS for additional information.

HELPFUL CONVERSIONS

½ tsp = 2.5 ml
 1 tsp = 5 ml
 1 tbsp = 15 ml
 1 oz = 30 ml
 1 qt = 946 ml
 1 qt = 32 oz
 1 gal = 3.785 ml
 1 gal = 128 oz

FORMULA 2 FEED CHART: RECIRCULATING FINICKY OR EXOTIC STRAINS

		CUTTINGS SEEDLINGS	ROOT FORMATION & VEG BUILDING			FLOWER								
		WEEK	1	2	3	1	2	3	4	5	6	7	8	9
PPM RISE PER ML	TARGET PPM RANGE 	200 - 250	700 - 900	800 - 1000	850 - 1050	900 - 1100	950 - 1150	1000 - 1200	1050- 1250	1000 - 1400	1100 - 1400	1100 - 1400	1000 - 1200	0 - 300
10	SILICA TRICH RUSH	1	2	2	5	5	5	5	5	5	5	2	2	0
90	CAL MAGNUM	0	2	2	2	2	2	2	2	2	2	2	0	0
80	VEG BUILDER*	1	3	0	0	0	0	0	0	0	0	0	0	0
70	VEG NODE STRETCHER*	0	0	5	5	4	3	2	1	1	1	1	1	0
60	FLOWER	1	2	0	0	2	3	4	5	5	5	5	5	0
70	MICROBOOSTER	1	3	5	5	6	6	6	6	6	6	6	6	0
40	PK PUNISHER	0	0	0	0	0	1	2	5	8	8	8	8	0
20	SUGAR FLUSH	0	2	2	2	5	5	5	5	5	5	5	5	10
ALL AMOUNTS IN ML PER GALLON		*Veg Builder and Veg Node Stretcher may be interchanged to personalize your plants size and structure.												

TIPS FOR HYDROPONIC / RECIRCULATING

FEEDING SCHEDULES ARE GUIDES; DIFFERENT STRAINS, ATMOSPHERIC CONDITIONS, AND GROWING STYLES CAN EFFECT NUTRIENT UPTAKE

- Fill reservoir with water, add Nutes in the order on feeding schedule.
- Make any desired PH adjustment prior to adding Nutes (PH between 5.5-6.5)
- Rinse measuring device after each use some products may react to each other.
- All base nutrients and additives are interchangeable with your current nutrient line.
- Change your reservoir water every 7-10 days.
- Tap and well water is typically 100-200ppm account for this when targeting ppm on feeding schedule.
- Veg Builder and Veg Node Stretcher may be interchanged to personalize your plants size and structure.
- Refer to GENERAL FEEDING SCHEDULE TIPS for additional information.

HELPFUL CONVERSIONS

1/2 tsp = 2.5 ml
 1 tsp = 5 ml
 1 tbsp = 15 ml
 1 oz = 30 ml
 1 qt = 946 ml
 1 qt = 32 oz
 1 gal = 3.785 ml
 1 gal = 128 oz